

Name \_\_\_\_\_


1. Ella has 58 stickers. James has 9 fewer stickers than Ella. James gives 5 of his stickers to his brother. How many stickers does James have now?

(A) 14                      (C) 49  
(B) 44                      (D) 53

2. Choose all of the problems that you will solve by regrouping if you add using place-value blocks. Draw blocks if needed.

☐  $23 + 79$   
☐  $55 + 35$   
☐  $14 + 27$   
☐  $46 + 33$   
☐  $51 + 23$

3. What number does the model show? Write the number and complete the sentence.



\_\_\_\_\_ equals \_\_\_\_\_ hundreds, \_\_\_\_\_ tens, and \_\_\_\_\_ ones.

4. Miguel goes to the library at the time shown on the clock.



Choose all of the statements that correctly tell the time Miguel goes to the library.

☐ quarter past 3                      ☐ 15 minutes after 3  
☐ quarter to 4                      ☐ 45 minutes before 4  
☐ quarter past 4

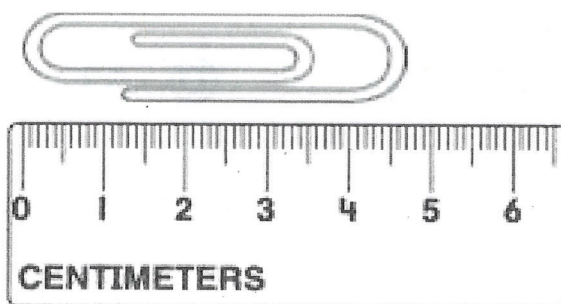
5. James has 65 pennies and 18 dimes. How many coins does James have?

Break apart the numbers to solve.

Show your work.

\_\_\_\_\_ coins

6. Leon measures a paper clip to the nearest centimeter. What is the length of the paper clip to the nearest centimeter? What would be the combined length of three paper clips?



The length of the paper clip is \_\_\_\_\_ centimeters.

The length of 3 paper clips is \_\_\_\_\_ centimeters.

7. Mr. Hom's students collect 438 cans. Ms. Jenson's students collect 343 cans. How many cans do the students collect in all?

Use the open number line to solve. Explain your work.



8. Dean draws a polygon with 3 sides and 3 angles.

What shape does he draw?

- (A) quadrilateral  
(B) pentagon  
(C) hexagon  
(D) triangle

9. When Kaylie was younger, she was 42 inches tall.

Now she is 51 inches tall.

How many inches did Kaylie grow?

- (A) 9 in.                      (C) 51 in.  
(B) 11 in.                    (D) 93 in.


10. Count the number of squares in the rows and columns of the rectangle.

Use the numbers on the cards to write the missing numbers in the equations.

3

4


12



Rows:  $\underline{\quad} + \underline{\quad} + \underline{\quad} = \underline{\quad}$  squares

Columns:  $\underline{\quad} + \underline{\quad} + \underline{\quad} + \underline{\quad} = \underline{\quad}$  squares


11. How many more points did Stacey score than Emma?



- (A) 1                      (B) 5                      (C) 6                      (D) 7




12. David hikes 24 miles on Monday and Tuesday. He hikes 11 miles on Tuesday.



Use the number line to find how many miles David hikes on Monday.

Then explain your work.

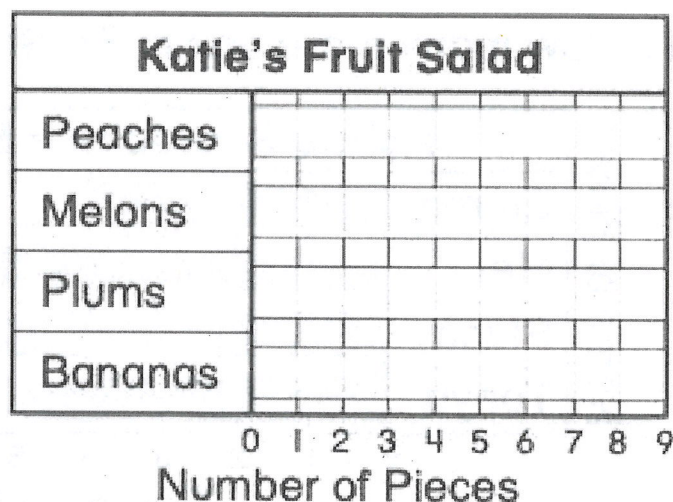
13. Jared says there are only two ways to divide the same rectangle below into 2 equal shares. Do you agree? Use words and pictures to explain.



14. Katie is making fruit salad. She has 5 peaches, 2 melons, 8 plums, and 6 bananas. Show these data in the bar graph. Draw the bars.

How many more plums does Katie use than melons?

Fruit

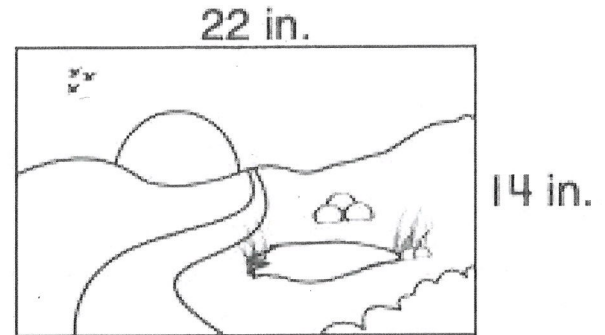


\_\_\_\_\_ more plums

15. Brendan draws a polygon. It has fewer than 6 angles and more sides than a rectangle. Which shape does Brendan draw?

(A) triangle  
(B) pentagon  
(C) hexagon  
(D) quadrilateral

16. What is the total distance around the drawing? Use the image below for help.




Distance around: \_\_\_\_\_ in.

17. Draw lines to show the square with 3 equal shares. Then complete the sentences.

Each share is a \_\_\_\_\_ of the whole.

The whole is \_\_\_\_\_ thirds.



18. Complete the table and the line plot.

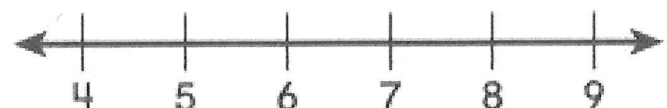
- A. Use a centimeter ruler. Measure the length of the hairpin to the nearest centimeter. Write the length in the table.



Hairpin Lengths in Centimeters			
6	9	8	5
8	8	5	

- B. Use the data in the table to complete the line plot.

**Hairpin Lengths**



Number of Centimeters

What is the difference in length between the longest and shortest hairpins? \_\_\_\_\_ cm

19. Lamar is 50 inches tall. Jack is 3 inches taller than Lamar. Keiko is 5 inches shorter than Jack. How tall is Keiko?

42 inches

Ⓐ

48 inches

Ⓑ

52 inches

Ⓒ

58 inches

Ⓓ

20. Use the table to complete the picture graph.

Season	Number of Students
Spring	3
Summer	5
Fall	4
Winter	2

Favorite Season	
Spring	
Summer	
Fall	
Winter	


Each  = 1 student

Which sentence is true about the picture graph?

Choose all that apply.

- ☐ 14 students voted in all.
- ☐ 3 fewer students voted for spring than summer.
- ☐ 2 more students voted for fall than winter.
- ☐ 3 more students voted for summer than fall.
- ☐ 15 students voted in all.

21. Avery ran 15 miles last week. He runs 11 miles this week.



Use the number line to find how far Avery runs in all.

Then explain your work.

\_\_\_\_\_ miles